

Chapter 6

Shapes

Draw and define with example:

1. Square:

- This is a square.
- A square has 4 sides and 4 corners.
- It's all sides are equal.
- Example: Handkerchief, photo frame, Chess-board, Carom-board.



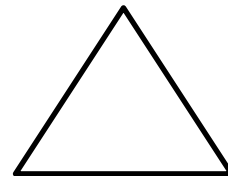
2. Rectangle:

- This is a rectangle.
- A rectangle has 4 sides and 4 corners.
- Its opposite sides are equal.
- Example: carpet, door, windows.




3. Triangle:

- This is a triangle.
- A triangle has 3 sides and 3 corners.
- Example: signboard, sandwich.



4. Circle


- This is a circle.
- A circle has no side no corners.
- Example: Bindi, ring, bangle etc.




Exercise:

Q. Identify the given shapes and write their names in boxes:

(Note: Draw and colour or cut and paste the images in your copy.)



Rectangle



Square



Circle



Triangle