









CLASS-II
LESSON-6

DRAWING USING MS-PAINT



A. Match the names of the tools with their pictures.

	1. Text	
	2. Polygon	
	3. Airbrush	
	4. Color Picker	
	5. Magnifier	
	6. Oval	
	7. Pencil	
	8. Curve	

B. Tick (✓) the correct statements and cross (X) the wrong ones.

- | | |
|---|-------------------------------------|
| 1. Magnifier tool is used to erase any part of a picture. | <input type="checkbox"/> |
| 2. You can open saved drawings in Paint. | <input checked="" type="checkbox"/> |
| 3. Airbrush tool is used to spray colour on the images. | <input checked="" type="checkbox"/> |
| 4. Pencil tool is used to draw lines. | <input checked="" type="checkbox"/> |
| 5. Curve tool is used to draw curved line. | <input checked="" type="checkbox"/> |

C. Answer the following questions.

1. Write the steps to open a new drawing area in Paint.

Ans. Step-1 : Click the **File** tab.

Step-2 : Click the **New** option.

2. Write the various options you see in the File menu.

Ans. **New, Open, Save, Save As, Print** and **Exit** are some of the File menu options.

3. What does the Magnifier tool do?

Ans. **Magnifier** tool is used to magnify a drawing.