

Chapter – 5

Our Transport

Worksheet 1 (Page No 62)

A. Read these clues. Write the means of transport being referred to in the blanks.

- | | |
|---|--------------------------------|
| 1. It is used to travel long distances. | <u>Aeroplane</u> |
| 2. It is used in villages. | <u>Bicycles / bullock cart</u> |
| 3. These are means of water transport. | <u>Boat / Ship</u> |
| 4. This animal is used in a desert. | <u>Camel</u> |

B. Match the columns.

- | | |
|--------------|--------------------|
| 1. bus | b. bus stop |
| 2. train | c. railway station |
| 3. ship | d. port |
| 4. aeroplane | a. airport |

C. Write the names of these means of transport. In the boxes, write L for those that move on land, W for those that sail on water and A for those that fly in the air.




1. A




3. W



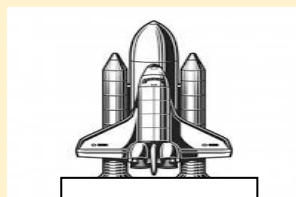
5. L



7. L



2. L



4. A



6. W



8. A