

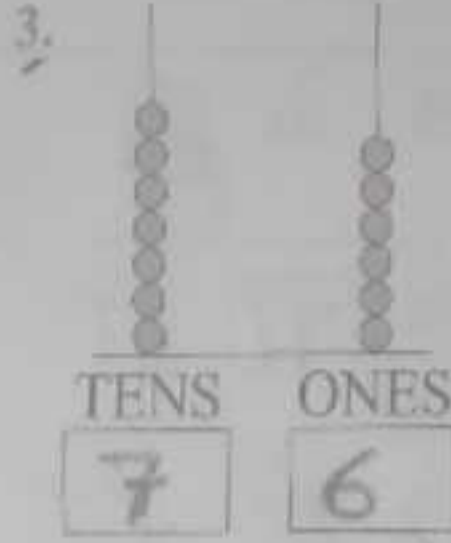
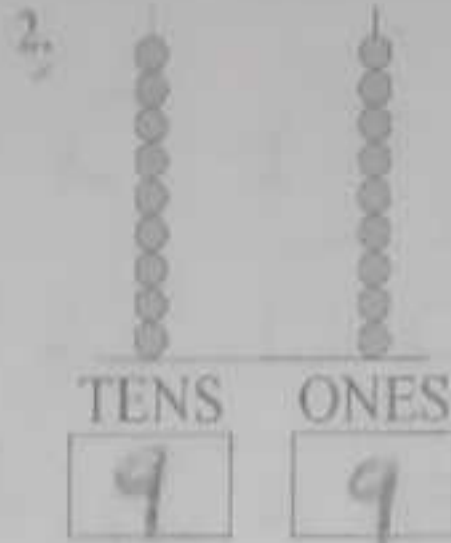
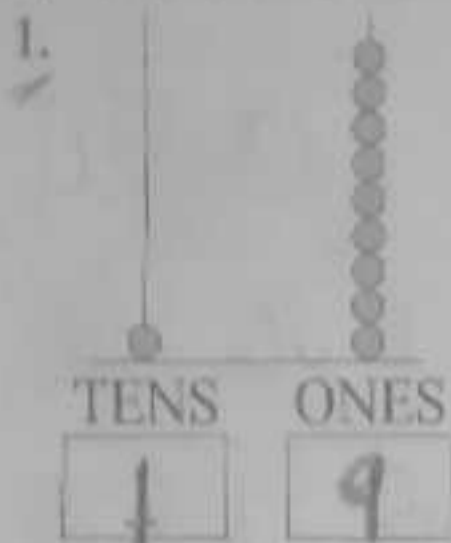


# Worksheet 2



## Place value and abacus

A. Write the numbers shown on the abacus.



B. Write the number.

- |                        |                        |
|------------------------|------------------------|
| 1. 2 tens and 7 ones = | <u>20</u><br><u>27</u> |
| 2. 9 tens and 1 one =  | <u>90</u><br><u>91</u> |
| 3. 5 tens and 4 ones = | <u>50</u><br><u>54</u> |
| 4. 4 tens and 0 ones = | <u>40</u><br><u>40</u> |
| 5. 1 ten and 7 ones =  | <u>10</u><br><u>17</u> |
| 6. 3 tens and 4 ones = | <u>30</u><br><u>34</u> |
| 7. 6 tens and 6 ones = | <u>60</u><br><u>66</u> |
| 8. 9 tens and 8 ones = | <u>90</u><br><u>98</u> |
| 9. 8 tens and 0 ones = | <u>80</u><br><u>80</u> |
| 10. 7 tens and 1 one = | <u>70</u><br><u>71</u> |

C. Draw beads on the abacus for these numbers.

