

Standing and Sleeping Lines

Trace and draw.

Tracing practice area with six vertical dotted lines and three horizontal dotted lines. Each line starts with a solid black dot at the bottom and has smaller dots along its length. The vertical lines are on the left side, and the horizontal lines are on the right side.




A large light blue rectangular area for drawing. It contains a single horizontal dotted line near the top edge, starting with a solid black dot on the left and having several smaller dots along its length.





Sleeping Lines

Trace and draw.



Standing Lines

Trace and draw.

