

Summer Season

Look at what we eat in summer.



TEACHER'S CORNER



Skills developed:  



Learning Objectives: Knowing about the weather
Activity: Ask the children to describe summer using just one word. Discuss the different things that they can do to stay cool during summer.

Summer Season

Paste pictures of two things we wear in summer.



TEACHER'S CORNER

Skills developed:



Learning Objectives: Knowing about the weather
Activity: They can talk about the clothes they like to wear in the hot season. Encourage the children to wear light cotton clothes in summer.

Rainy Season

This is a rainy day.



TEACHER'S
CORNER

Skills developed:



Learning Objectives: Describing the weather
Activity: Ask the children to describe the activities they enjoy during the rainy season.

Rainy Season

Join the dots. Colour.



TEACHER'S CORNER



Skills developed:



Learning Objectives: Hand-eye coordination

Activity: Ask the children how they keep themselves dry during the rainy season.

Winter Season

This is a cold day.



TEACHER'S CORNER

Skills developed:



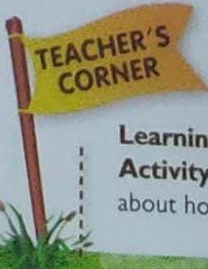


Learning Objectives: Describing the weather, developing vocabulary
Activity: Ask the children to stick cotton on an outline of a snowman.



Winter Season



Paste pictures of two things we wear in winter.



Skills developed:



Learning Objectives: Describing the weather, developing vocabulary
Activity: Encourage the children to wear warm woollen clothes in winter. Tell them about how we get wool.