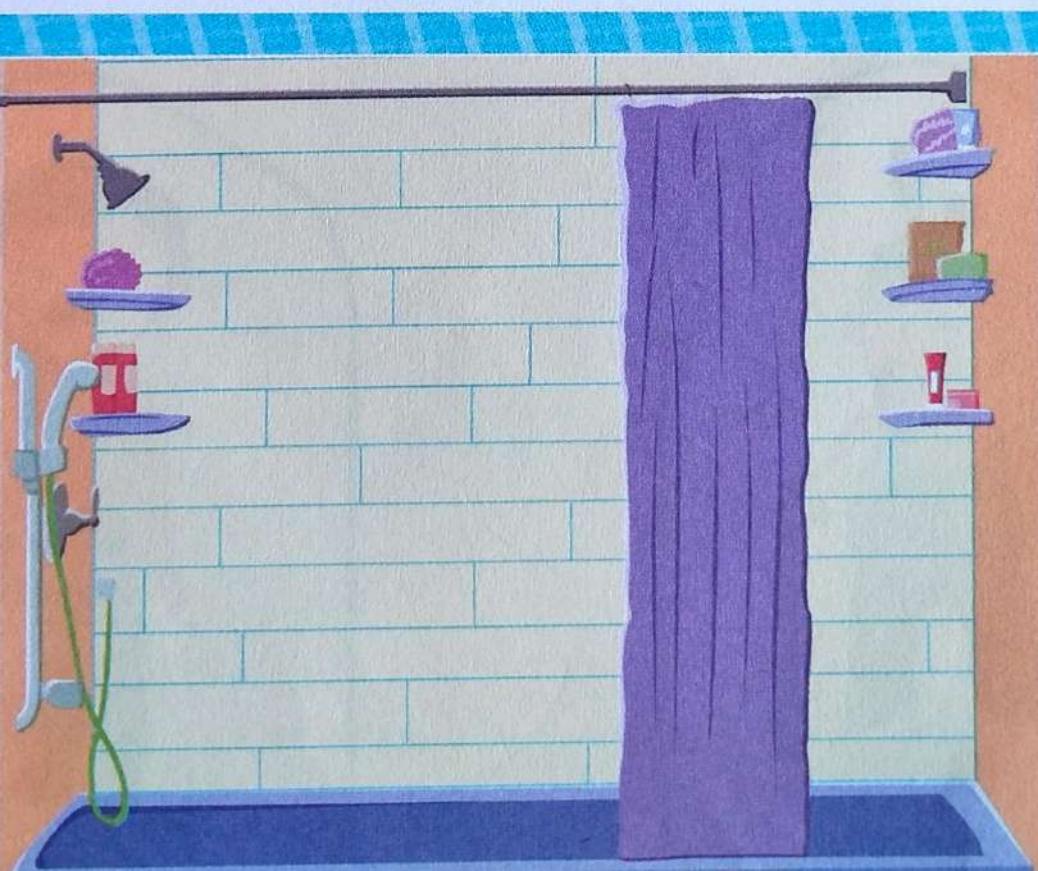



Kitchen





Bedroom



Living room

Look at these pictures



This girl has lost her way.
She is **scared**.



This boy
his friend



Look at the pictures below.



We **brush** our teeth to keep them clean.



We have a **bath** with soap to keep our body clean.



We **wash our hair** to keep it clean.



We use a **nail cutter** to cut our nails.



We **wash our hands** before and after eating food.



We use **cotton buds** to clean our ears.

TEACHER'S
CORNER

Skills developed:




Learning Objectives: Understanding cleanliness and hygiene

Activity: Ask the children to name the different ways in which they keep themselves clean at home, in school and at the playground.




Circle the healthy food items.





seahorse



dolphin



sho



whale



octopus



crab




starfish

Look at the land animals.



COW



giraffe



lion



horse



monkey



rat



elephant



tiger



zebra

Our Feathered Friends

Look at the birds. Say their names aloud.



pigeon



crow



sparrow



peacock



cuckoo



parrot



woodpecker



owl



eagle

TEACHER'S CORNER