

What Comes Before?

Write the number that comes before.

<input type="text"/>	8	<input type="text"/>	17
<input type="text"/>	22	<input type="text"/>	33
<input type="text"/>	15	<input type="text"/>	46
<input type="text"/>	34	<input type="text"/>	27
<input type="text"/>	19	<input type="text"/>	21
<input type="text"/>	42	<input type="text"/>	16



TEACHER'S CORNER

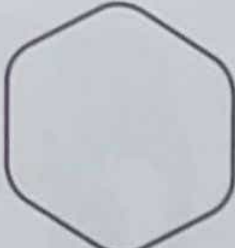
Skills developed:





Learning Objectives: Positioning and sequencing numbers
Activity: Ask the children to recite numbers orally from 1 to 50 before attempting this activity. Let them recall the number that comes before each given number.

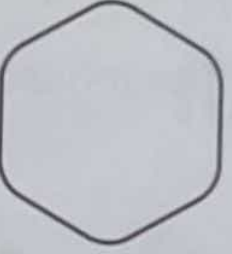
What Comes After?

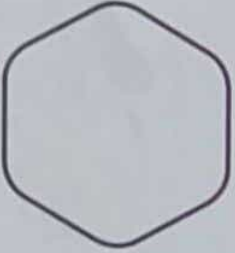
Write the number that comes after.


12 


39 

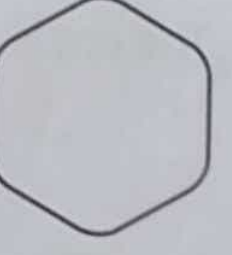
36 

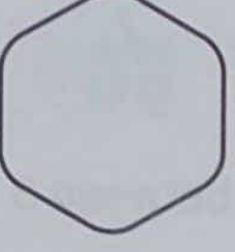
47 


40 

23 

24 

49 

18 

21 

TEACHER'S CORNER

Skills developed:



Learning Objectives: Positioning and sequencing numbers

Activity: Give the children 5 number cards and ask them to arrange the cards in the correct sequence.



What Comes In Between?

Write the number that comes in between.

6  8

4  6

10  12

8  10

18  20

38  40

22  24

15  17

36  38

19  21

TEACHER'S CORNER

Skills developed:



Learning Objectives: Positioning of numbers

Activity: You can draw a number line on the board to help the children with this activity. Perform this activity orally first with numbers 1 to 20.



What Comes After?

Circle the number that comes after.

10	13	12	11
29	30	28	31
34	33	35	36
49	47	48	50
36	38	37	39

31	15	32	43
27	29	26	28
13	12	14	15
21	23	10	22
18	19	20	17

Write the number that comes after.

Four trains are shown on tracks, each with a sequence of numbered cars and one empty car at the end for the student to write the next number in the sequence.

- Train 1: Blue engine, green car (44), pink car (45), purple car (46), empty car.
- Train 2: Red engine, purple car (29), green car (30), blue car (31), empty car.
- Train 3: Red engine, blue car (10), yellow car (11), purple car (12), pink car (13), empty car.
- Train 4: Blue engine, green car (37), pink car (38), purple car (39), empty car.

TEACHER'S CORNER



Learning Objectives: Positioning and sequencing numbers
Activity: Ask the children to form a circle. Ask them to name the person standing after them.

Skills developed:


What Comes Before?

Circle the number that comes before.

10	8	9	11
38	25	12	37
24	23	13	15
19	1	9	18
5	6	4	2

46	44	45	47
17	11	15	16
33	34	32	35
11	2	10	12
29	13	28	27

Write the number that comes before.



TEACHER'S CORNER

Skills developed:



Learning Objectives: Positioning and sequencing numbers

Activity: Ask the children to stand in a line. Ask them to name the person standing before them.



What Comes In Between?

Circle the number that comes in between.

16 15 19 17 18

10 13 9 11 12

47 48 46 40 49

36 35 37 39 38

44 48 47 45 46

29 40 30 50 31

Write the numbers that come in between.



TEACHER'S CORNER

Skills developed:



Learning Objectives: Positioning and sequencing numbers

Activity: Point to any two numbers in the same row on a calendar. Ask the children to call out the numbers that fall in between them.