

MODE OF TRANSPORT



AIRPLANE



BUS



TRAIN



CAR



VAN



SHIP






SCOOTER



JEEP




Vehicle Match-Up

Draw a line from the vehicle to the place it travels.




Vehicle Matchup

Match the vehicle with its transport mode




WATER TRANSPORT

Identify and circle all the water transport.



Circle the vehicles used for air transportation.



Airplane



Bus



Car



Police car



Hot air balloon



Bicycle



Tractor



Submarine



Helicopter